



618EL



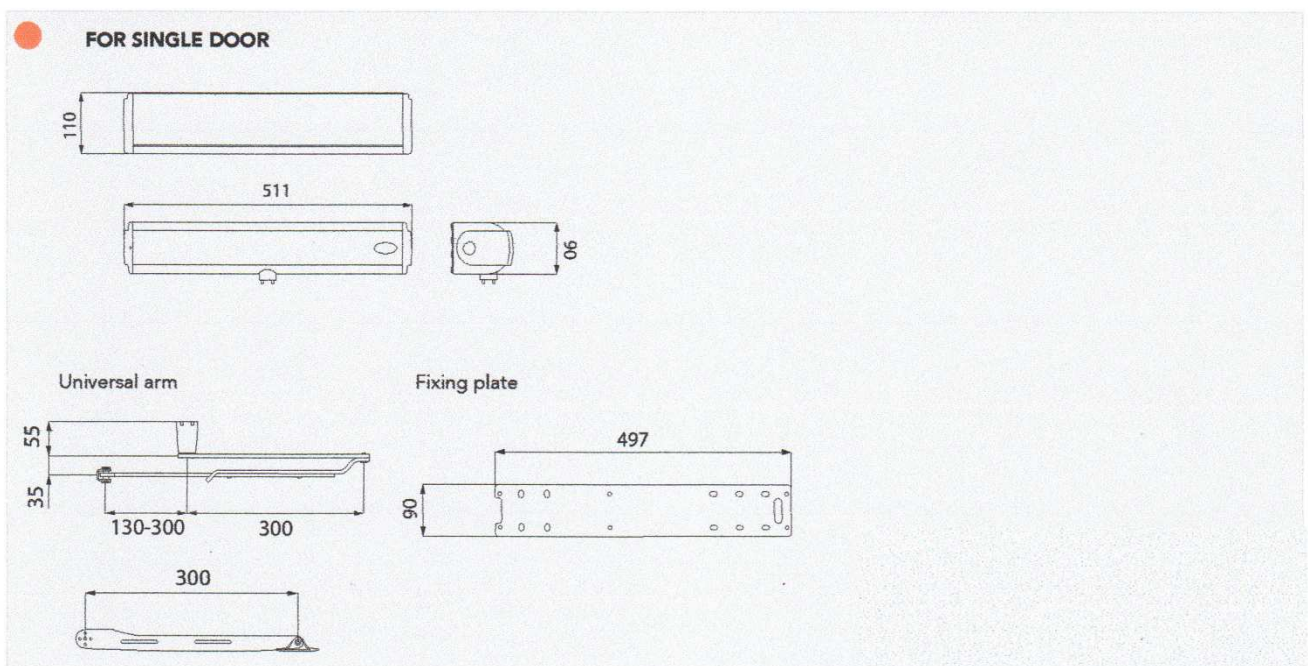
Motorized automatic system that allow both opening and closing doors independently as a stand-alone system. It fits doors up to 120Kg of weight.

- **DISABLED PERSONS ACCESS**
- **FIRE MODE**
- **MONITORING COMPATIBLE**
- **OPENING JOLT FULLY ADJUSTABLE**
- **FAST OPERATION (OPENING/CLOSING IN 3 SECONDS)**
- **UP TO 120KG DOOR WEIGHT**
- **WIND STOP FUNCTION**
- **PUSH & GO - PULL & GO FUNCTION**
- **ADJUSTABLE OPENING, PAUSE AND CLOSING TIMES**
- **DAY/NIGHT MODE**

- **OPERATING MODES: DOOR FREE, FULLY AUTOMATIC, ALWAYS OPEN**
- **BUILT IN RF RECEIVER**
- **SELF LEARNING SET-UP AND RESET**
- **OBSTACLE DETECTION (ADJUSTABLE CYCLES)**
- **AUTOMATIC FUNCTIONS WITH WIRELESS DETECTORS**
- **INPUT VOLTAGE 230VAC OR 16VAC**
- **BUILT IN BATTERY BACK-UP**
- **INSIDE OR OUTSIDE INSTALLATION**

TECHNICAL CHARACTERISTICS

High 90 mm
 Width 110 mm
 Depth 511 mm
 Operating temperature range -10 a 55°C
 Power supply 230 Vac
 Motor torque 15 Nm
 Max power 33 W
 Engine voltage 24 Vdc
 Battery 12 Vdc 1,3Ah
 Power failure autonomy 600 cycles
 Weight 5 Kg
 IP grade IP22
 Opening/closing time 3 - 15 sec







MADE IN ITALY
FABBRICA SERRATURE

FOR DOUBLE DOOR


Fixing plate



Double articulated arm installation



Double sliding arm installation



Optional accessories

LONG RANGE READER

- Adjustable range up to 15 m
- Simultaneous reading of 20 tags maximum
- Built-in antenna
- Feedback audible y visual
- Lithium removable battery



DOOR ACTIVATION SENSOR

- Microwave detection mode
- 2 relays
- ABS constructed
- Range and sensitivity adjustable



DOOR ACTIVATION + SAFETY DURING CLOSING

- Infrared detection mode
- ABS constructed
- Range and sensitivity adjustable
- Visual feedback

